
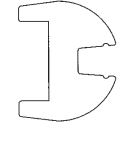
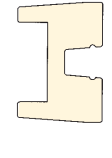
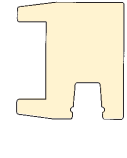
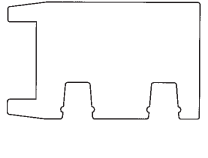
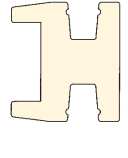
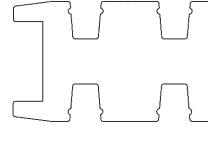
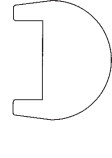
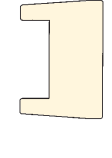


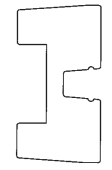
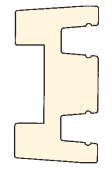
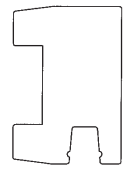

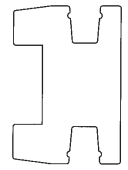
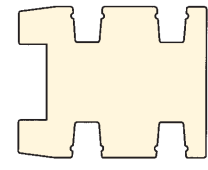
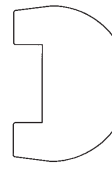
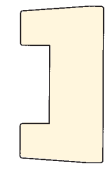


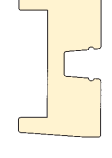
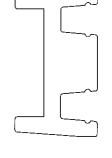
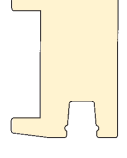
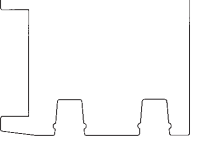
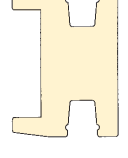
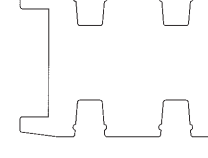

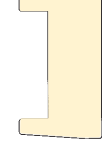


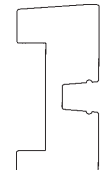
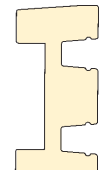
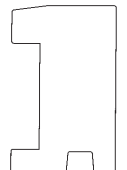
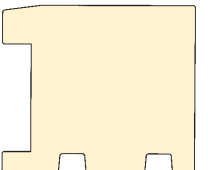
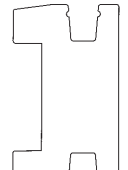
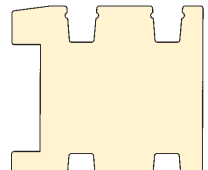

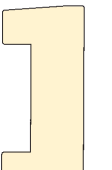
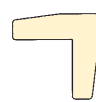








Confluence Partitioning System Component Range Identification

 Stocked Components
 Components to order

SHEET 1 OF 1



Construction	Recessed Abutment Vertical / Horizontal Single or Double Glazed	Radiused Adaptor Post Solid to Single Glazed	Square Adaptor Post Solid to Single Glazed	Square Adaptor Post Solid to Double Glazed	90° Corner Post Solid to Single Glazed (used right or left hand)	90° Corner Post Solid to Double Glazed (used right or left hand)	3 Way Corner Post Solid to Single Glazed	3 Way Corner Post Solid to Double Glazed	Radiused Fair End Post	Square Fair End Post
50mm Stud Single Plasterboard 75mm thick Partition System	 SA1.1	 SA2.1	 SA3.1	Not Available	 SA5.1	 SA6.1	 SA7.1	 SA8.1	 SA9.1	 SA10.1
50mm Stud Double Plasterboard 100mm thick Partition System	 SA18	 SA2.2	 SA3.2	 SA4.2	 SA5.2	 SA6.2	 SA7.2	 SA8.2	 SA9.2	 SA10.2
70mm Stud Single Plasterboard 95mm thick Partition System	 SA1.1	 SA2.3	 SA3.3	 SA4.3	 SA5.3	 SA6.3	 SA7.3	 SA8.3	 SA9.3	 SA10.3
70mm Stud Double Plasterboard 120mm thick Partition System	 SA18	 SA2.4	 SA3.4	 SA4.4	 SA5.4	 SA6.4	 SA7.4	 SA8.4	 SA9.4	 SA10.4
Common Sections	 SA11 90° Corner	 SA12 End Trim or Architrave	 SA13 Head Shadow Trim or Architrave	 SA17 90° Corner Solid to Single Glazed	 SA14 100mm Notched Skirting	 SA15 150mm Flush Skirting	 SA16 150mm Coved Skirting			

CO / case Ident.1 - 06/10



KOMFORT WORKSPACE plc

National Specifier Support Line Tel: 0870 241 0332 ♦ E-mail: tech@komfort.com ♦ Internet: www.komfort.com

Certificate No FM25967

